





















Errata

Page 270 : (au milieu) Annule et remplace

Sample: 1 220
 Included observations: 220

Autocorrelation	Partial Correlation	AC	PAC	Q-Stat	Prob	
		1	0.495	0.495	54.648	0.000
		2	0.237	-0.011	67.224	0.000
		3	0.086	-0.036	68.896	0.000
		4	-0.034	-0.080	69.151	0.000
		5	-0.044	0.015	69.588	0.000
		6	-0.027	0.011	69.751	0.000
		7	-0.027	-0.017	69.912	0.000
		8	-0.026	-0.017	70.073	0.000
		9	-0.040	-0.029	70.449	0.000
		10	0.031	0.088	70.676	0.000